



# 照明探偵団通信

vol. 73 Shomei Tanteidan Tsu-shin

## Light up Ninja at Kowloon Park, Hong Kong

### Create Future City by Lantern !

Blanche Lam+Yin Yin Fung+Yuko Wong+Candy Cheung

2016.02.19-02.20

This is the first Lighting Detective event in Hong Kong! This workshop is led by 2015 Bi-city Biennale of Urbanism\Architecture to explore people's vision of Hong Kong nightscape. Over 150 participants take part in this meaningful workshop to create future city by lantern.

Under Hong Kong edition of the 2015 Bi-city Biennale of Urbanism/Architecture (the Biennale), Light up Ninja came to Kowloon Park to hold the lantern creating workshop. The theme of this year is 'Visions 2050: Lifestyle and the Smart City', we would like participants to play with Light and imagine Future City through Lantern Making. The vision of the younger generation is the key for creating the city of the future. We encourage kids and adults to create and express the future through lantern making. Participants would enjoy their lantern display and find out comfortable relation between Light and Shadow at Kowloon Park. We had three workshops which were for university students, kids and open to public. Over 150 participants created lanterns to share their ideas during the workshop. (Yuko Wong)

#### ■Day 1: Student Workshop /Lantern Creating Workshop.

Several Tertiary and University students came to Kowloon Park and joined this workshop.

After the speech from Mr. Paul Chu, the representative of Hong Kong Institute of Architects Biennale Foundation and LPA's brief introduction, students were eager to create their own future nightscape lanterns, several LPA staff also joined in.

Participants made lantern by using plastic mesh sheets, silver ribbed paper and aluminum sheets, which were turned into lanterns of varying shapes and colours.

Even though the weather was not good all participants enjoyed lantern-making. Many of the lanterns were visually interesting and creative, which aroused the interest of many passers-by who were keen to know what Light-up Ninja is all about.

Once the lanterns were made, participants displayed their own lantern along the street side. It lighted up and created a warm feeling in such light rainy day in Kowloon Park.

(Candy Cheung)




Beautiful lanterns created



LPA staff briefing



Workshop marquee in rainy day



Making the lantern with reflective material



Wrapping wires to create a organic lantern form



Lantern displayed on stand



Participants and LPA staff group photo



#### ■Day 2 Afternoon: Kids Workshop

It was the second day of this workshop as well as the last day. Luckily, it was a sunny day. We had two sections held in afternoon for the registered kids and one at night for public. This was a good platform to share your thoughts on future city.

In kid's workshop, we prepared lots of colourful materials to draw their attention, such as paper, films, sequins, pens, sticker sheets etc. The children preferred to use transparent sticker sheets and colour films also liked to paint. Colour films under sunshine created special interesting effect.

Children discussed with their parents closely. Their parents helped and guided their kids while parents made their own lantern. Although it was not obvious for the light in day time, they still enjoyed in the workshop. (Blanche Lam)

#### ■Day 2 Night: Public Workshop

The public workshop was held on Saturday, which was two days before Chinese Lantern Festival, therefore many families and couples were hanging out in Kowloon Park. As the sunlight ebbed away, the lanterns placed among the bushes lighted up and embellished the park's environment. They fascinated many passers-by to slow down and took photos of the creative lanterns, moreover, lots of people were very willing to join the public workshop to create their own lanterns.

During this session, apart from couples, teenagers, local families with kids, parents and seniors, some tourists from other countries also took part in the activity.

Generally speaking, people took around half an hour to finish their design, they were quite efficient. Lanterns made by people from different cultural background carried diverse characterizes, we were very happy for the outcomes. Everyone was satisfied and glad to take photos with their lanterns. At the end, most participants would like to take the lanterns with them and walk around the park. It was interesting to see our lanterns all over the area. (Yin Yin Fung)

Organized by  
The Lighting Detectives Hong Kong  
UABBHK

Supported by  
Light In Motion (L.I.M)



Participants' group photo



Children working together with parents



Little girl testing colour films



Little girl who was concentrated on her work



Kids taking photos with their lanterns



Tourists aboard with their lanterns



Lantern display



Workshop venue @ Hong Kong Heritage Discovery Centre



# Lighting Detectives Workshop

## in iLight Marina Bay

16.03.05-03.27

Singapore

Lighting Detectives has been collaborating with iLIGHT Marina bay 2016 for our workshop. The theme for this year's iLIGHT was *In Praise of Shadows*. This theme also coincides with our lighting design philosophy- being sensitive and appreciating shadows. Through this workshop, we hoped that everyone could appreciate light and shadow. We made a gigantic lantern comprised of little modules of artworks by participants and it was displayed as part of this iLIGHT 2016 event. This journey itself took an immense amount of effort.

### Collecting Materials (Collecting Mess).

We hit a bump at first on where to outsource all of these materials. We were encouraged to use recycled materials such as toilet rolls, egg cartons, A1 printer rolls and wine corks. All of us collected materials from many places; cafes, schools, hotels, printer shops or just by walking around clothing shops of streets of Singapore. As the event time drew closer, abundance of materials came pouring into our office. We barely had space to walk past our office corridor!

### Endless Brainstorming.

Our endless ideas came about two months ago, where we had many ideas of our own outlook on praising shadows keeping in mind to utilise items that we had collected so far. They are then collated together by LPA staff which with chief detective Mr Mende's suggestions became a base point of our final design idea.

### Workshop Day!

After hours of finishing up the final touches of the modules, we got up early to commence the day that will make or break our final grind. A big truck that collected materials from our office, spared little space for any items to be added into it. A 3 m x 3 m x 1.8 h steel structure has been erected and waited for us to fill up the space with artwork modules. Our teamwork was a great blessing that made it all happen. Piles of paper rolls were laid out in a form of a pyramid- equipped with LED bulbs summitting its peak. RGB linear LED lights lined its perimeter. Egg cartons and toilet rolls completes the finish flooring. We anticipated participants to come in soon.



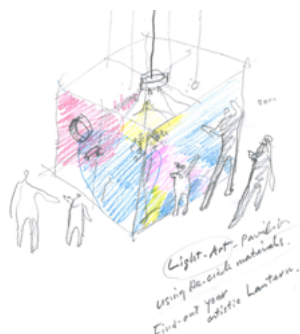
Each was a unique artwork module




Preparing modules.



Endless ideas.



Mr Mende's sketch.



Compilation of office iLIGHT ideas.



Building up the pyramid!



Busy as a bee.



Participants came from all directions. Blue skies were upon us. Sails floated through the bay. Music filled the air by the neighbouring cafes which all adds up into a lively atmosphere. Every single minute passed by, participants came from every directions requested to join in the fun. Little ones enjoyed their day with their parents. Adults enjoyed their time with family and friends.

A little world of their own. Each participants grabbed a module which they were to fill in with their world of imaginations. We laid out 4-5 cardboard circles on the ground and supplied many kinds of art materials. Participants' were very creative with cut-out shapes on top of coloured gels. Reflective coloured paper patterns. Glue sticks, wine corks and strings stacked together were displayed on each tube. All of this gave character to each module. Modules of imagination keeps piling up. Some initially wanted to stay for a short while ended up spending hours making more and more designs. For us, we continued building up the cube as well as guiding participants who needed help. Some participant even helped out voluntarily to build the module as they wanted to learn the process. Finally by the last wall came about, it is time for clean-up.

It's built!  
It is finally up. Everyone was very happy with the result. Coloured papers, gels and silhouette shapes covered the tubes which became an impression of stained glass windows. Every artwork was unique. RGB linear light and LED bulbs accentuate the coloured tubes. Participants and staffs had a wonderful experience building it up together. It gave us a sense of pride as more people gathered around the cube to take pictures. To topped it all off, we had a group photo in front of the cube which ended our day. Hooray!

Thank you!  
To all parties that helped made this workshop a possibility. As well as, many thanks to participants whom enjoyed their day with us.  
(Quratuaini bte Jamil)

Venue: Fullerton Heritage  
Event Sponsor: Krislite  
Supporter: Marina Bay Sands and Naumi Libra



Participants enjoying their day.



Proud of their own designs.



A mother assisting her child.



Our group photo in front of the cube.



Passerby eyeing through the rolls.



Family precious bonding time.

【照明探偵団の活動は以下の 20 社にご協賛頂いております。】

ルートロンアスカ株式会社  
岩崎電気株式会社  
カラーキネティクス・ジャパン株式会社  
株式会社遠藤照明  
パナソニック株式会社  
ERCO / ライトアンドリヒト株式会社  
大光電機株式会社  
株式会社 YAMAGIWA  
マックスレイ株式会社  
DN ライティング株式会社  
東芝ライテック株式会社  
コイズミ照明株式会社  
マーチンプロフェッショナルジャパン株式会社  
ウシオライティング株式会社  
ルイスポールセン ジャパン株式会社  
湘南工作販売株式会社  
トキ・コーポレーション株式会社  
山田照明株式会社  
株式会社 Modulex  
三菱電機照明株式会社



探偵団通信に関してのご意見・ご感想等随時受付中です！

お気軽に事務局までご連絡ください。